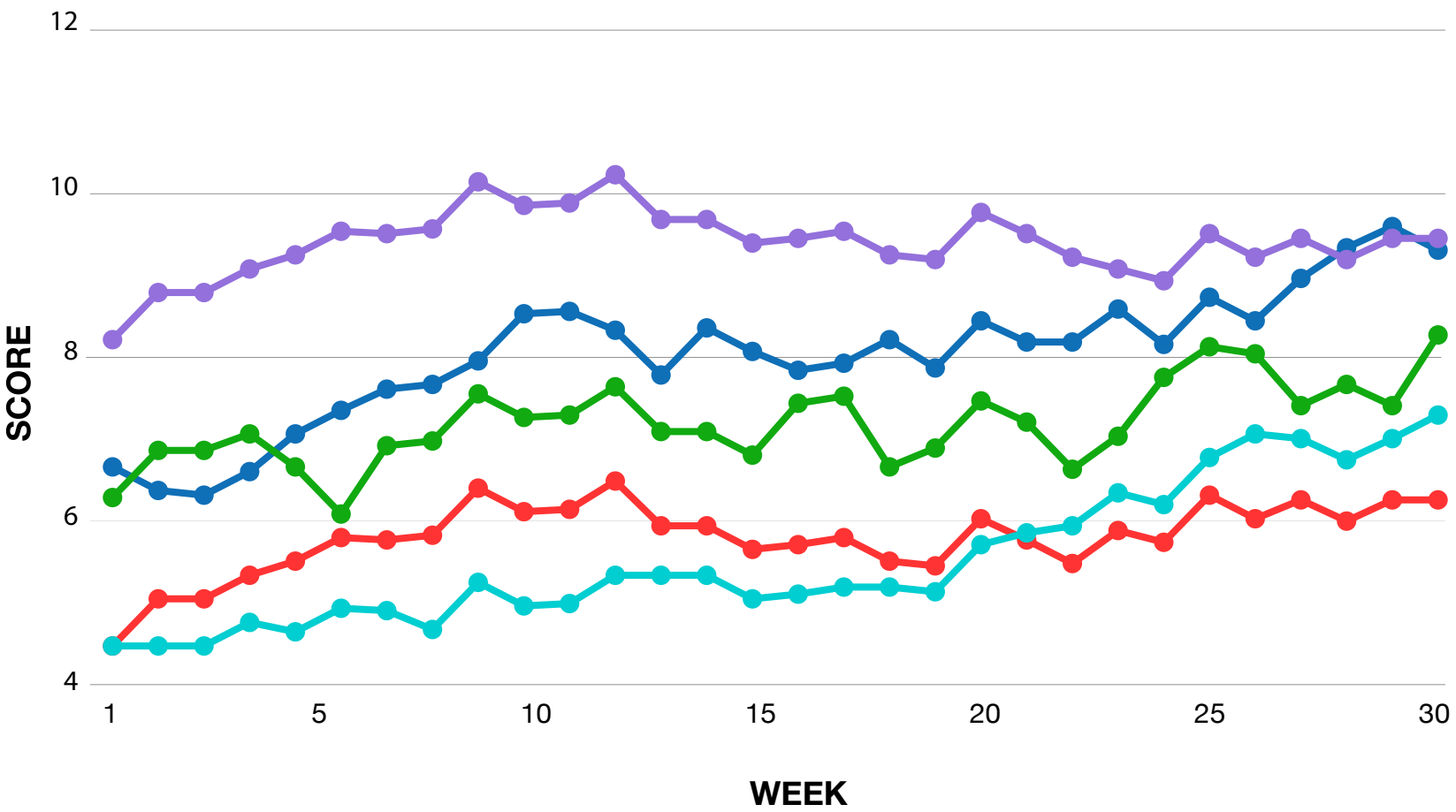


# Class 2 : Reading Score

This is the default starting view for a school administrator.  
We've added this menu to more easily navigate trough multiple sets of groups.



A button will be available to download the data for any chart in CSV format.



## Reading Growth

- ▶ Reading Count
- ▶ Reading Comprehension
- Language Arts
- Vocabulary
- Weekly Paragraph
- Essay
- ▶ Benchmark Assessments

## Groups

By Class ▼

All Students

Class 1

Class 2

Class 3

Class 4

+ New

## Filters

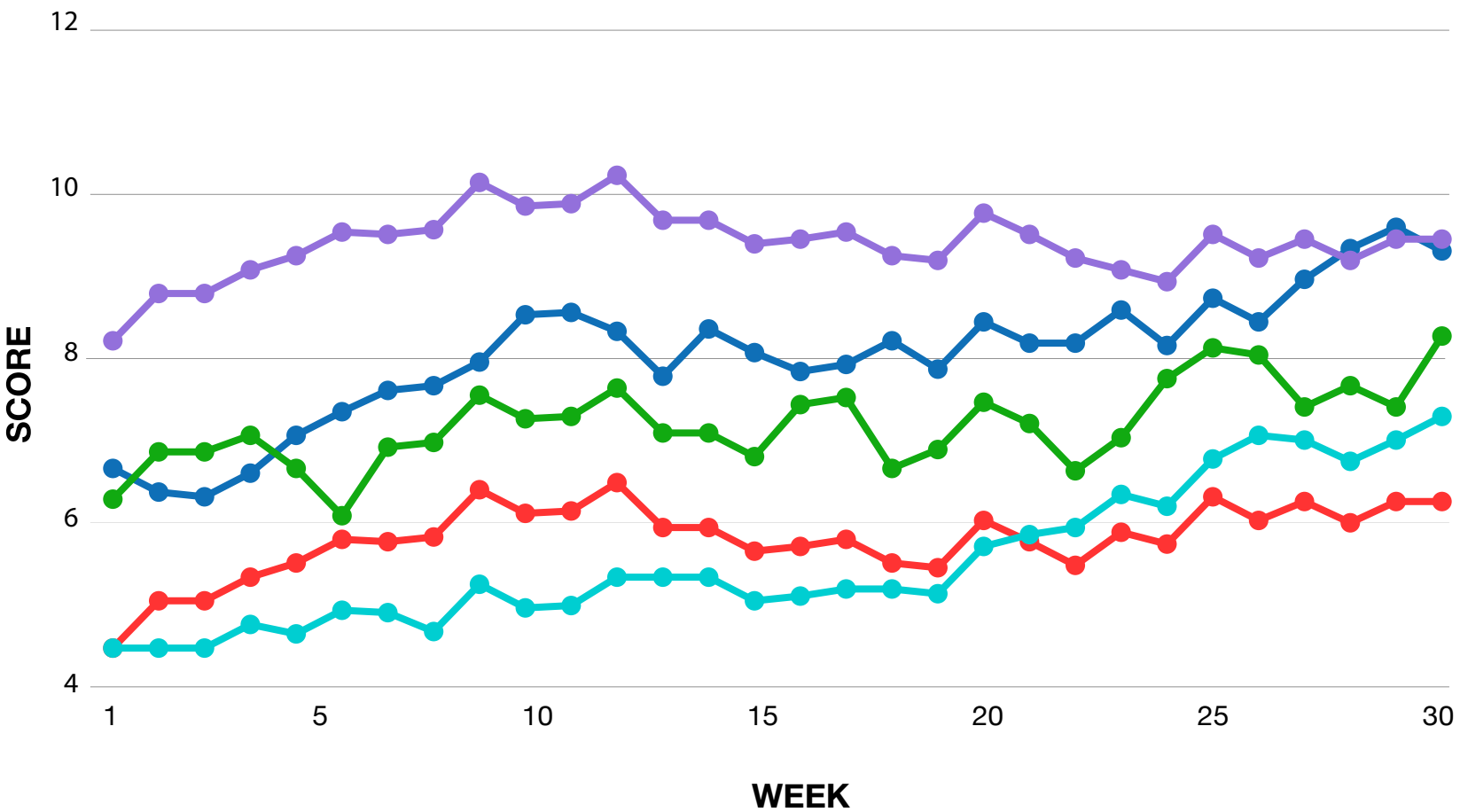
### ▼ Travis HS

- ▶ Class 1
- ▶ Class 2
- ▶ Class 3
- ▶ Class 4

- ▶ Grade
- ▶ English Proficiency
- ▶ Ethnicity
- ▶ Meal Program
- ▶ Migrant Status

# Class 2 : Reading Score

The user can select "By Class" to return the initial set at any time. This would be "By School" for district administrators and "By District" for Executives. Once the user starts editing groups, the selection will automatically switch to "Custom".



CSV

## Groups

All Students

Class 1

Class 3

Class 4

+ New

## Filters

### Travis HS

- Class 1
- Class 2
- Class 3
- Class 4

- Grade
- English Proficiency
- Ethnicity
- Meal Program
- Migrant Status

By Class

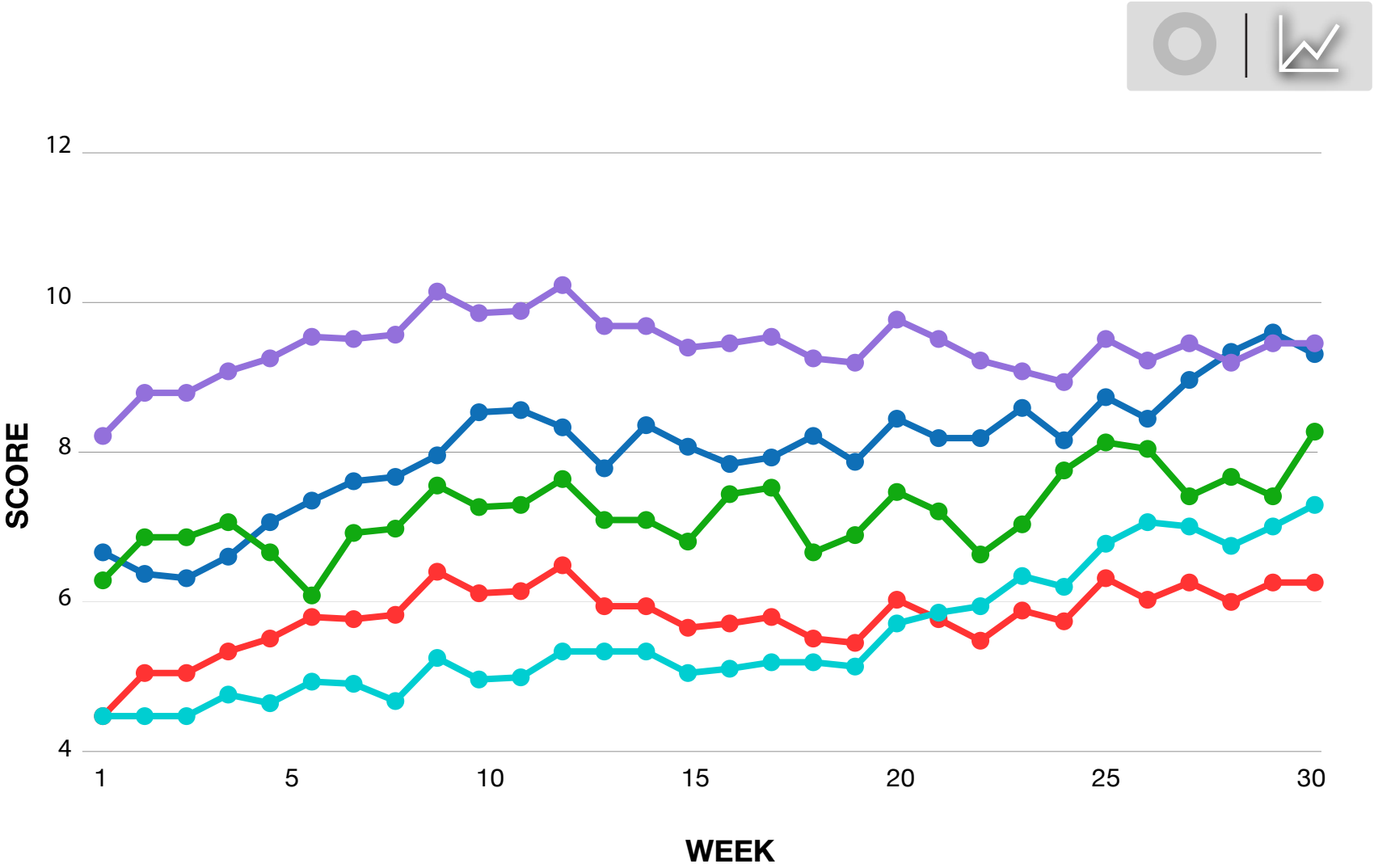
By Grade

Custom

New Set

The "New Set" option will give the user the ability to create, name any number of custom sets of groups.

# Class 2 : Reading Score



CSV

## Groups

All Students

Class 1

Class 2

Class 3

Class 4

New

By Class

By Grade

Custom

New Set

## Filters

### Travis HS

Class 1

Class 2

Class 3

Class 4

Grade

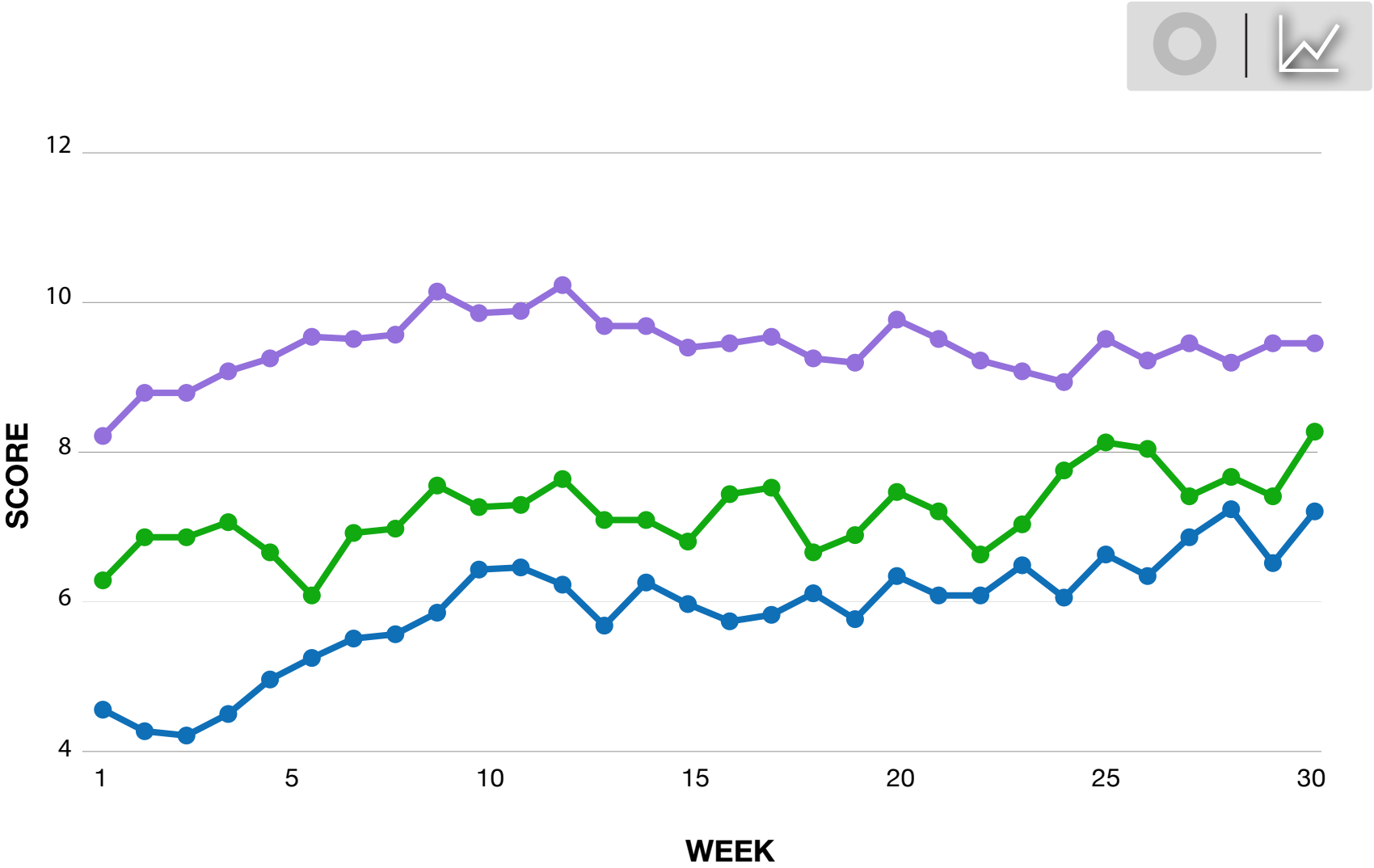
English Proficiency

Ethnicity

Meal Program

Migrant Status

# Class 2 : Reading Score



CSV

## Reading Growth

- ▶ Reading Count
- ▶ Reading Comprehension
- Language Arts
- Vocabulary
- Weekly Paragraph
- Essay
- ▶ Benchmark Assessments

## Groups

By Grade

All Students

9th Grade

10th Grade

+ New

## Filters

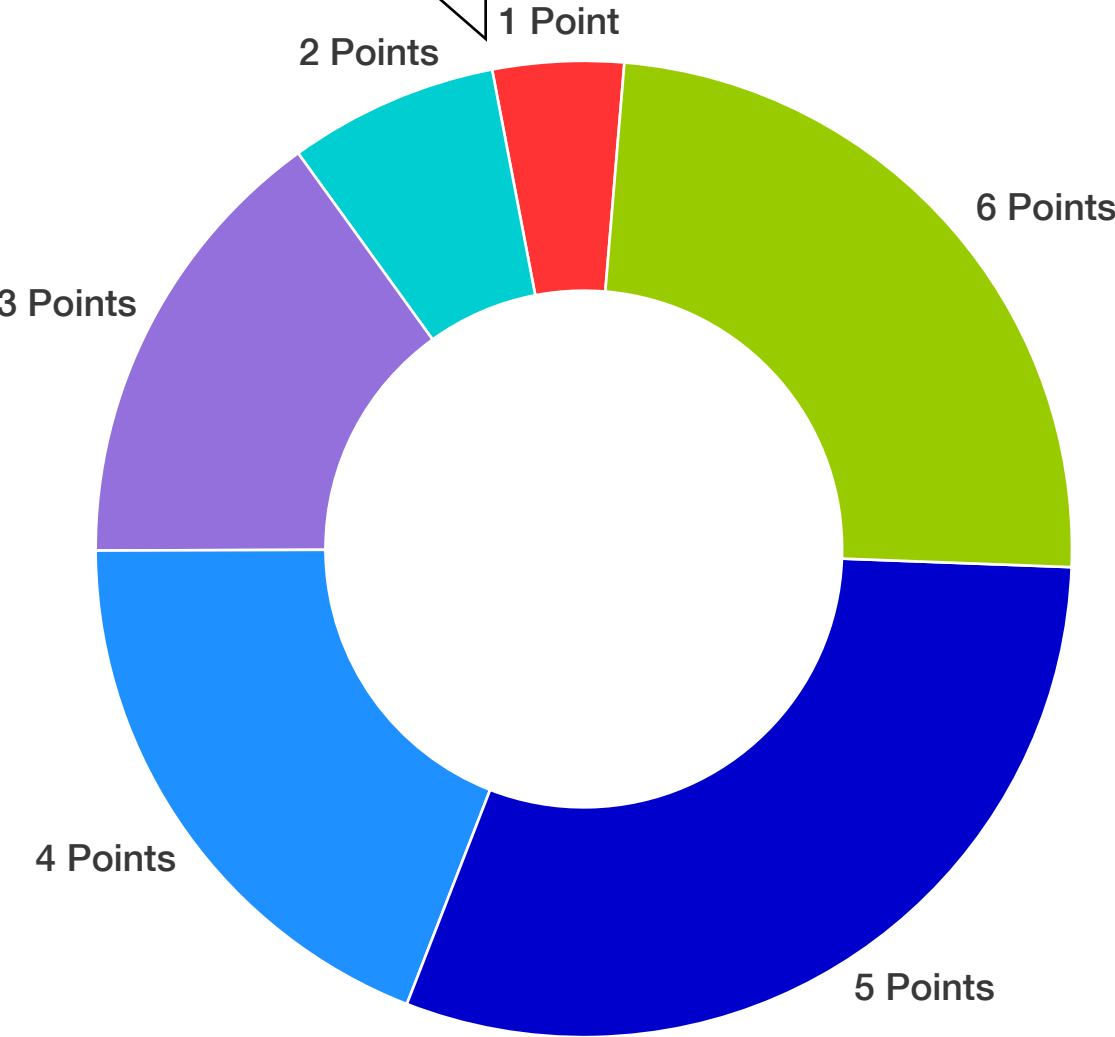
### ▼ Travis HS

- ▶ Class 1
- ▶ Class 2
- ▶ Class 3
- ▶ Class 4

- ▶ Grade
- ▶ English Proficiency
- ▶ Ethnicity
- ▶ Meal Program
- ▶ Migrant Status

# Essay: All Students

This example shows the Essay score distribution chart in six divisions. Skills that operate on a 4-point scale will be treated similarly. These are not the final colors we will use.



## Groups

Custom

All Students



+ New

## Filters

▶ Travis HS

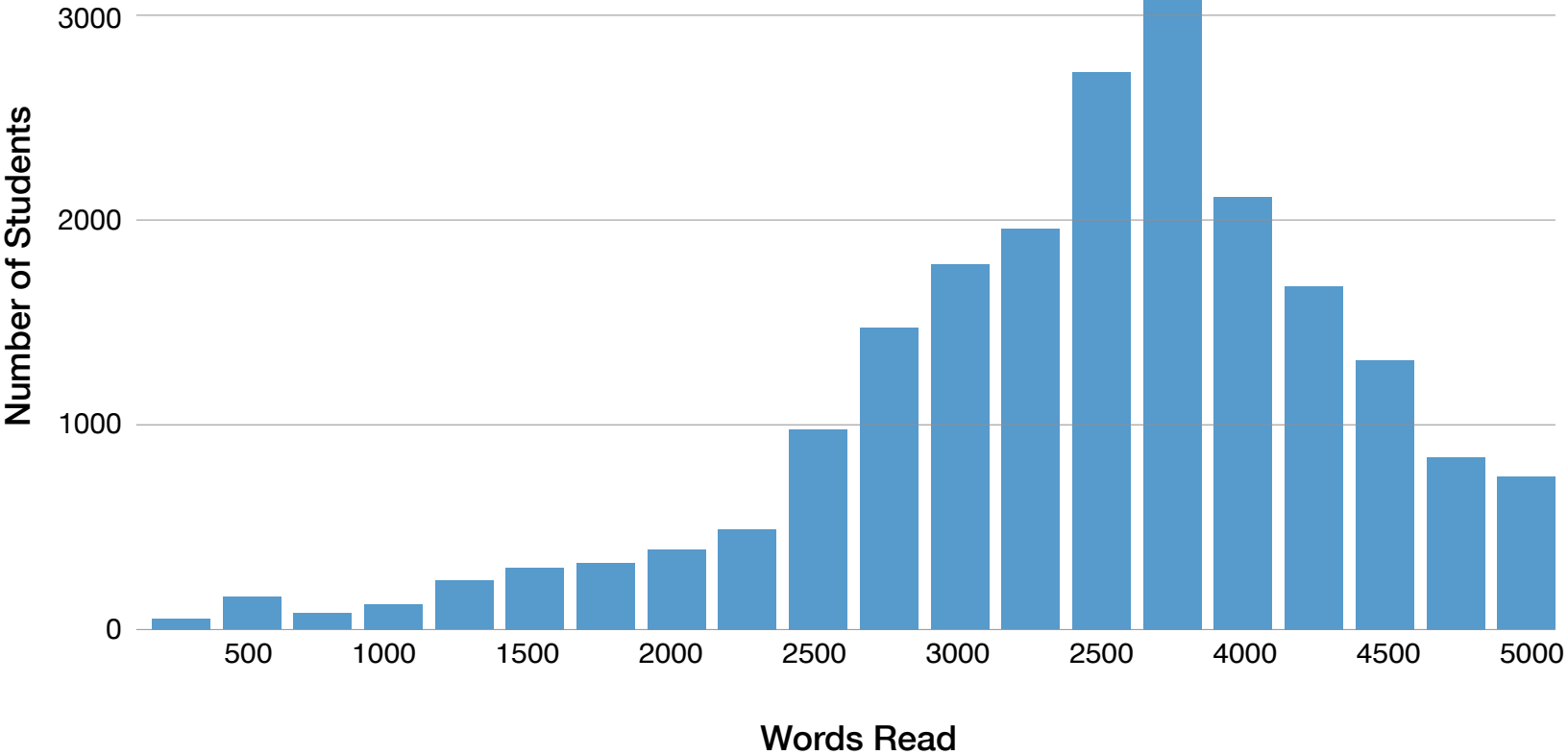
- ▶ Grade
- ▶ English Proficiency
- ▶ Ethnicity
- ▶ Meal Program
- ▶ Migrant Status

Download CSV

- Reading Growth
  - ▶ Reading Count
  - ▶ Reading Comprehension
- Language Arts
  - Vocabulary
  - Weekly Paragraph
  - Essay
  - ▶ Benchmark Assessments

# Reading Count: All Students

This example shows the distribution chart for word count scores. The number of bars in this chart will be adjusted automatically based on the number of students in the group.



Week 1 ☐ ☐ Week 30

Download CSV

## Reading Growth

- ▶ Reading Count
- ▶ Reading Comprehension
- Language Arts
- Vocabulary
- Weekly Paragraph
- Essay
- ▶ Benchmark Assessments

## Groups

Custom

All Students



+ New

## Filters

▶ Travis HS

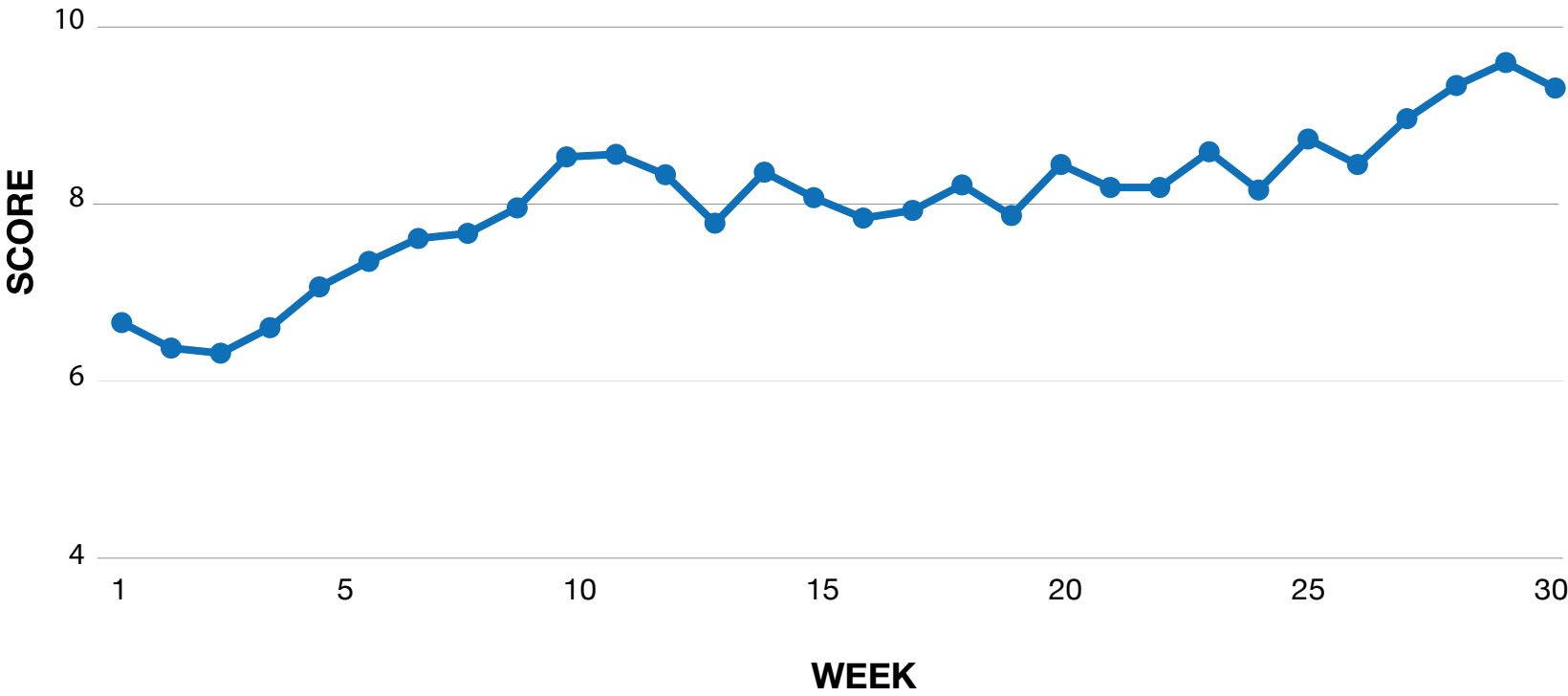
- ▶ Grade
- ▶ English Proficiency
- ▶ Ethnicity
- ▶ Meal Program
- ▶ Migrant Status

# Class 2 : Reading Score

## Reading Growth

- ▶ Reading Count
- ▶ Reading Comprehension
- Language Arts
- Vocabulary
- Weekly Paragraph
- Essay
- ▶ Benchmark Assessments

This is the starting point for how we plan to deal with drilling down to student-level scores.  
*Viewing individual student scores one at a time is too specific to be useful to the users of this application. Teachers, however already have an excellent app for providing detail on individual students.*



CSV

## Groups

Custom

Class 4

Class 2

New

## Filters

### ▼ Travis HS

- ▶ Class 1
- ▶ Class 2
- ▶ Class 3
- ▶ Class 4

### ▼ Grade

9th 10th

### ▼ English Proficiency

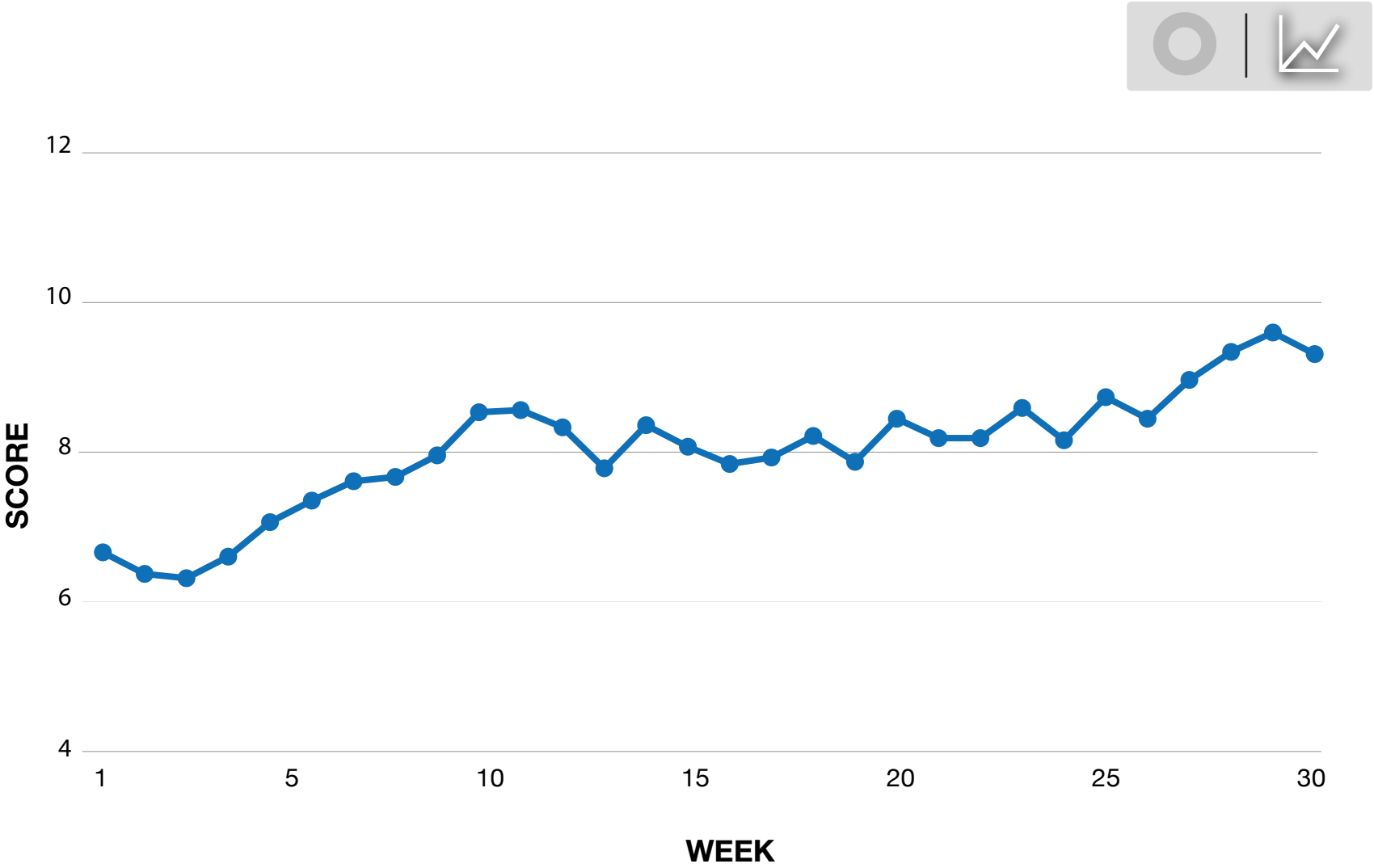
English ESL

### ▶ Ethnicity

### ▶ Meal Program

### ▶ Migrant Status

# Class 2 : Reading Score



CSV

## Groups

Custom

Class 4

Class 2

New

▼ Trav

Classes will have handles to expand. Only one class can be opened at a time.

▼ Class 1

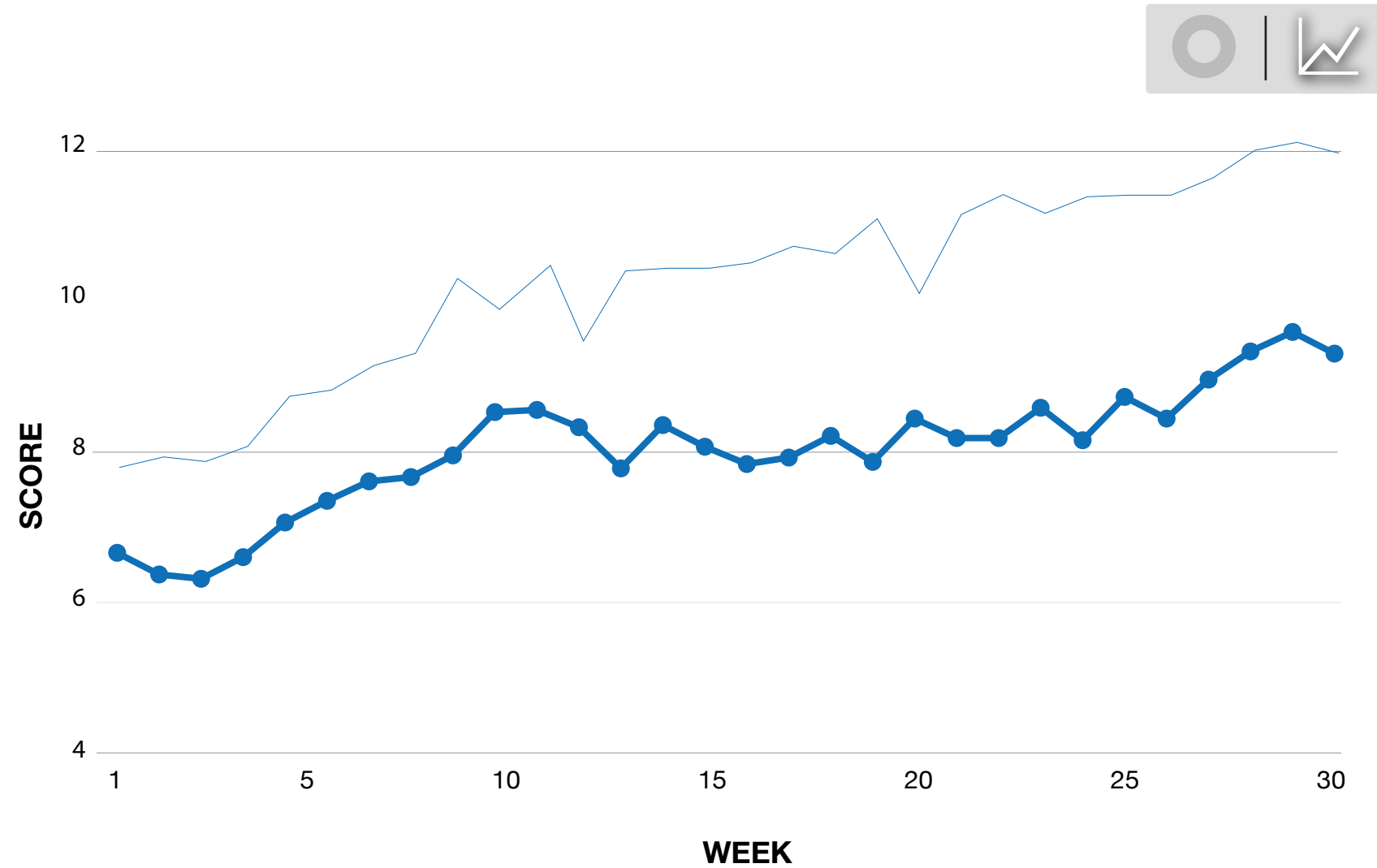
- Class 2
- Jake English
- Nicolas Cage
- Jack Noir
- Rufioh Nitram
- Aranea Serket
- Betty Crocker
- Dave Strider
- John Egbert
- Rose Lalonde
- Jane Crocker
- Spades Slick
- Roxy Lalonde



## Class 2 : Reading Score

## Reading Growth

- ▶ Reading Count
- ▶ Reading Comprehension
- Language Arts
- Vocabulary
- Weekly Paragraph
- Essay
- ▶ Benchmark Assessments




[CSV](#)

## Groups

Custom

- ☐ Class 4

-  Class 2


**+ New**


▼Travis H

Lines for individual students can be displayed by clicking on them.

► Cla 

▼  Class 2

 Jake English

 Nicolas Cage


☐ Jack Noir

☐ Rufioh Nitram

☐ Aranea Serket

☐ Betty Crocker

□ Dave Strider

 John Egbert

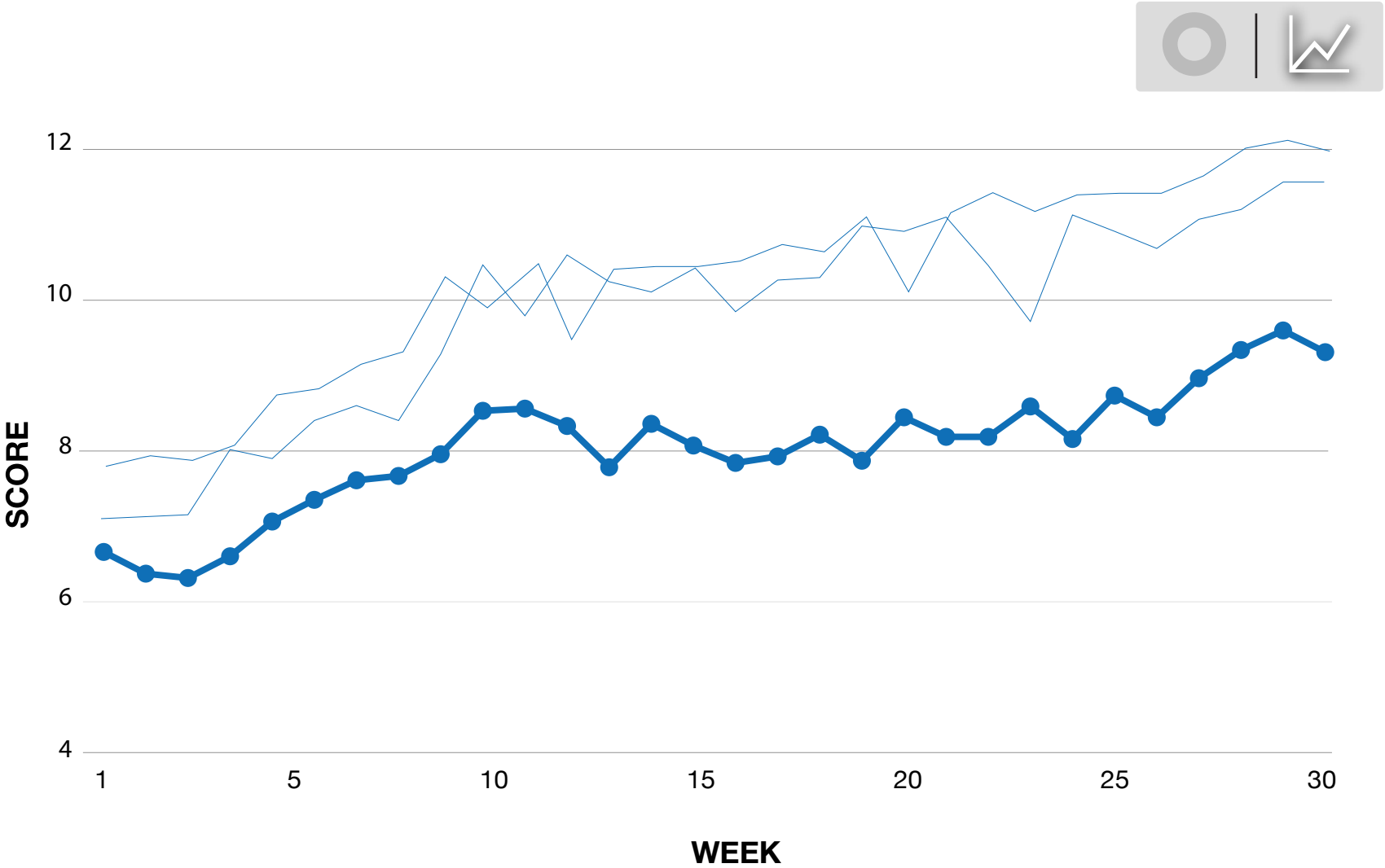
 Rose Lalonde

☐ Jane Crocker

☐ Spades Slick

☐ Proxy Palando

# Class 2 : Reading Score



CSV

## Groups

Custom

Class 4

Class 2

New

## ▼ Travis HS

► Class 1

▼ Class 2

► Jake English

► Nicolas Cage

► Jack Noir

► Rufioh Nitram

► Aranea Serket

► Betty Crocker

► Dave Strider

► John Egbert

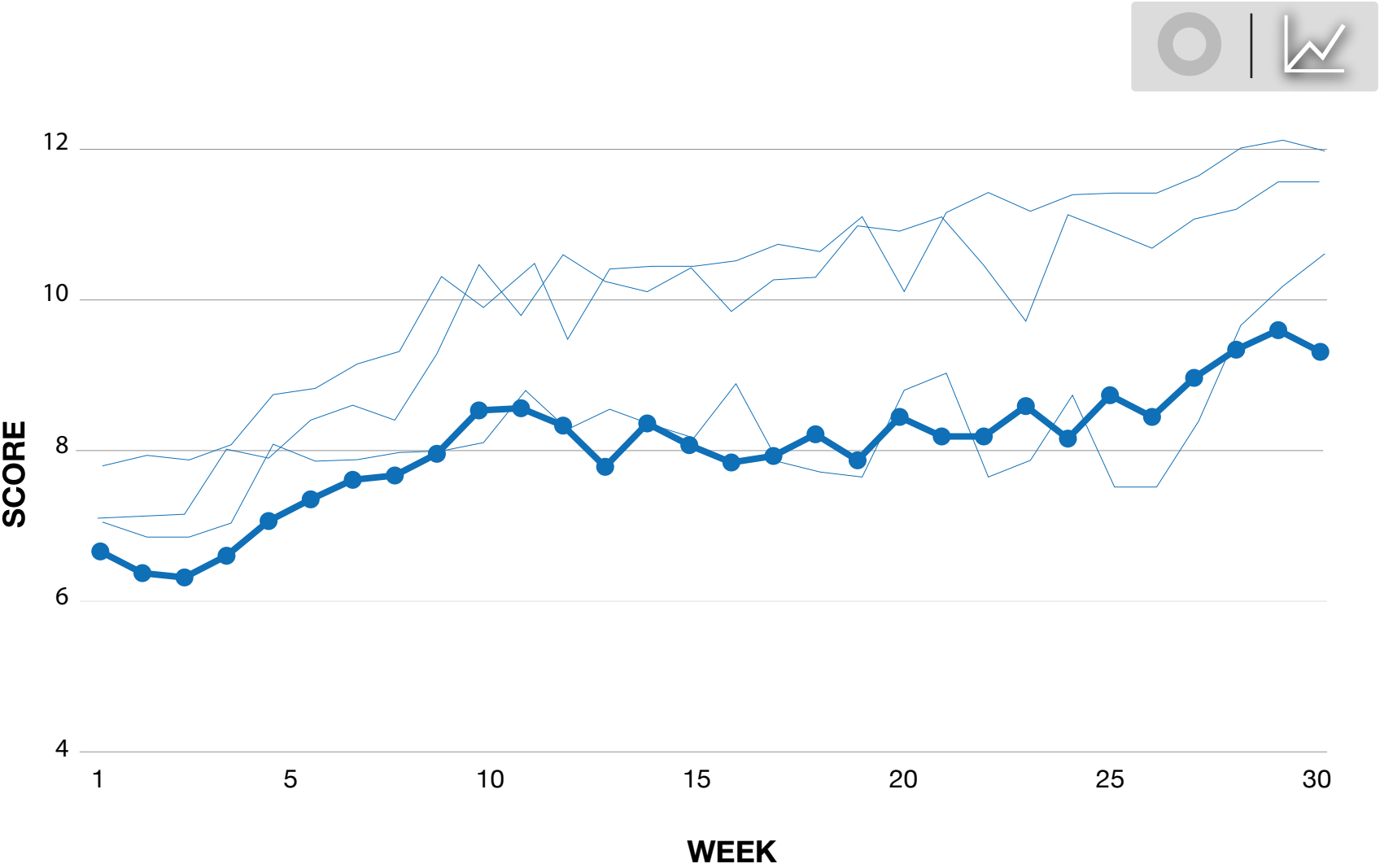
► Rose Lalonde

► Jane Crocker

► Spades Slick

► Roxy Lalonde

# Class 2 : Reading Score



## Groups

Class 4

Class 2

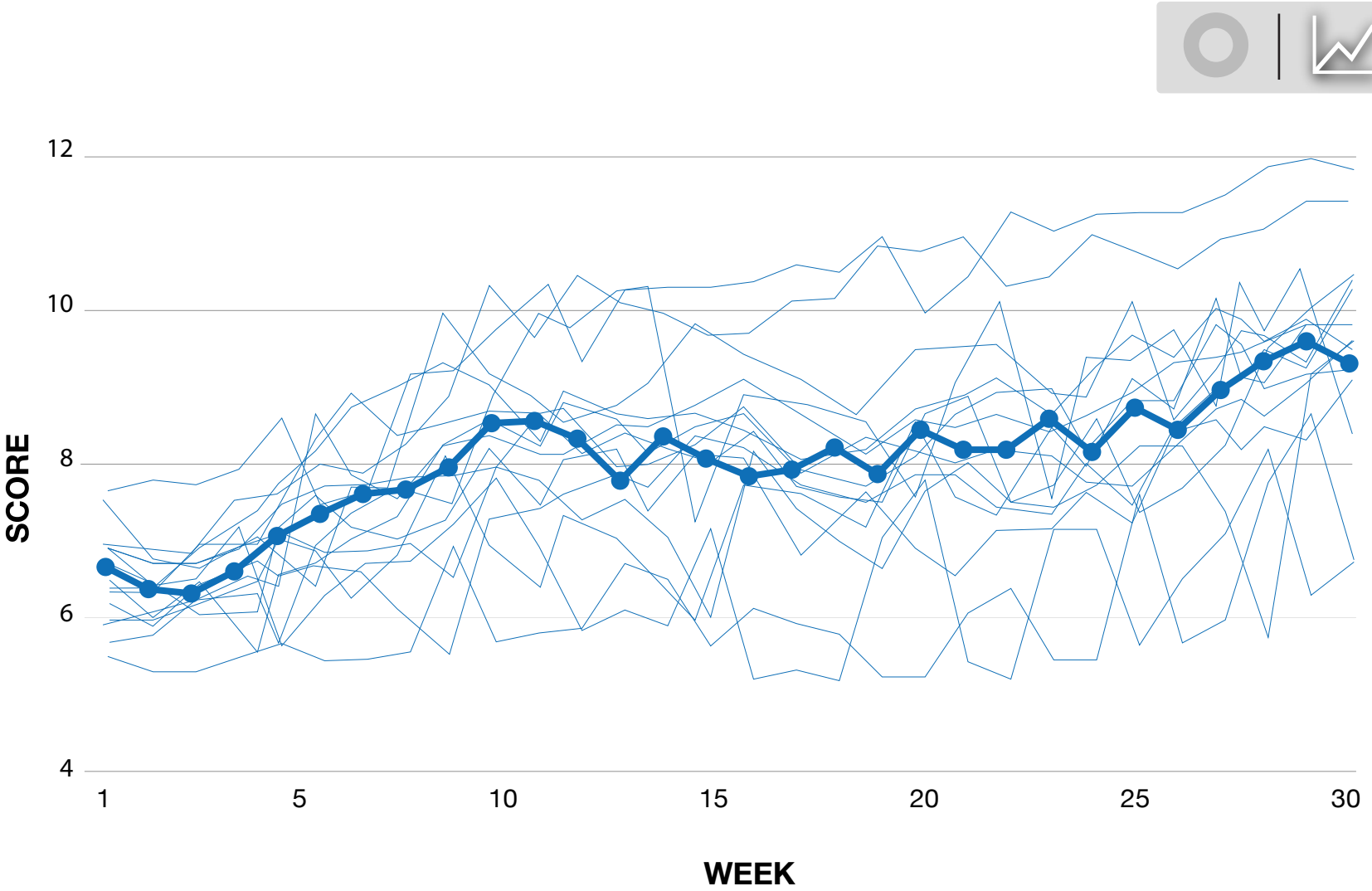
+ New

## ▼ Travis HS

► Class 1

- Class 2
- Jake English
- Nicolas Cage
- Jack Noir
- Rufioh Nitram
- Aranea Serket
- Betty Crocker
- Dave Strider
- John Egbert
- Rose Lalonde
- Jane Crocker
- Spades Slick
- Roxy Lalonde

# Class 2 : Reading Score



Groups

Custom

Class 4

Class 2

+

New

▼ Travis H

► Cla

▼

Class 2

Jake English

Nicolas Cage

Jack Noir

Rufioh Nitram

Aranea Serket

Betty Crocker

Dave Strider

John Egbert

Rose Lalonde

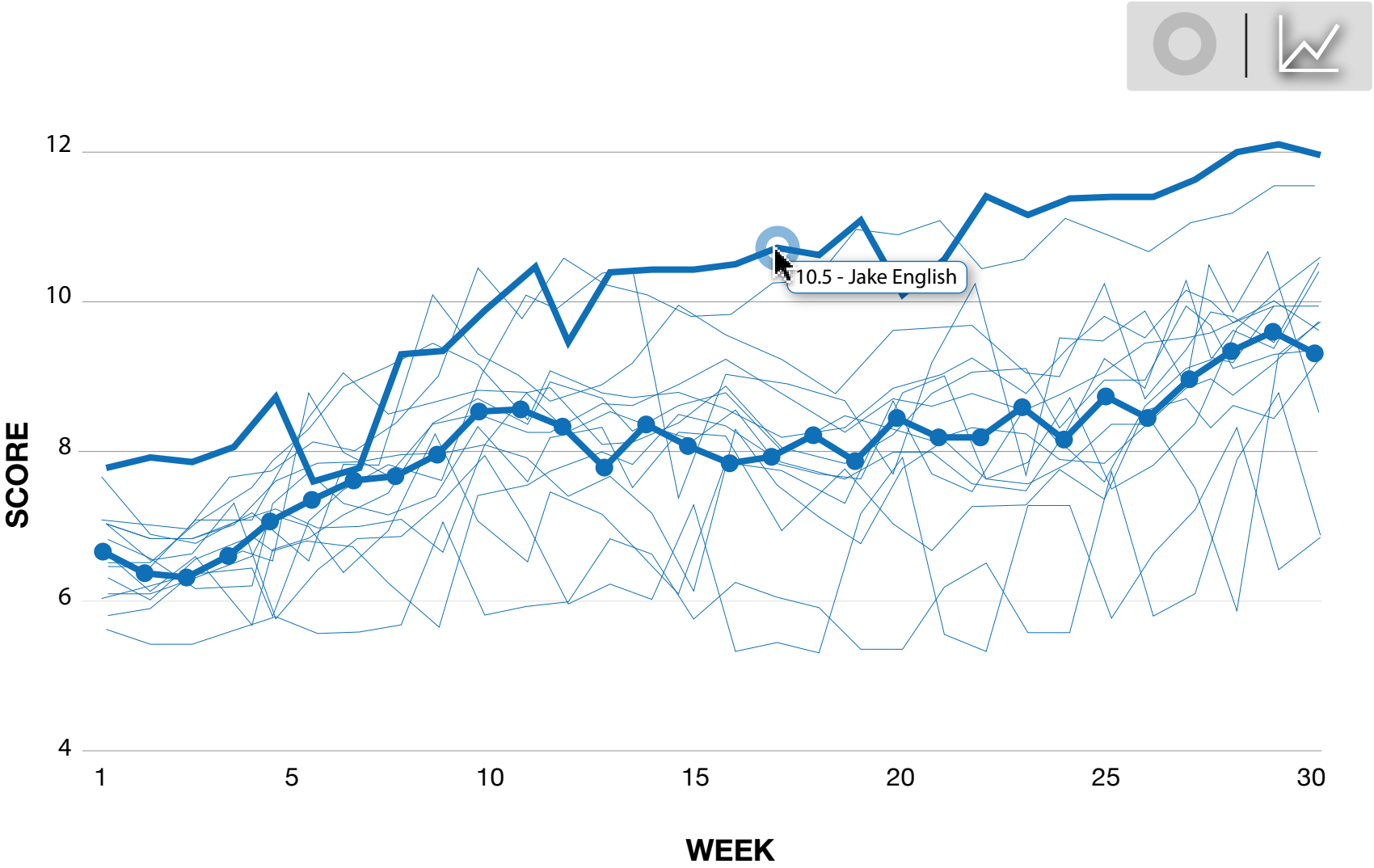
Jane Crocker

Spades Slick

Roxy Lalonde

Opened classes will have a toggle to turn on or hide visibility for all students in the class.

# Class 2 : Reading Score



CSV

## Groups

Custom

Class 4

Class 2

New

## ▼ Travis H

► Class 4

▼ Class 2

Jake English

Nicolas Cage

Jack Noir

Rufioh Nitram

Aranea Serket

Betty Crocker

Dave Strider

John Egbert

Rose Lalonde

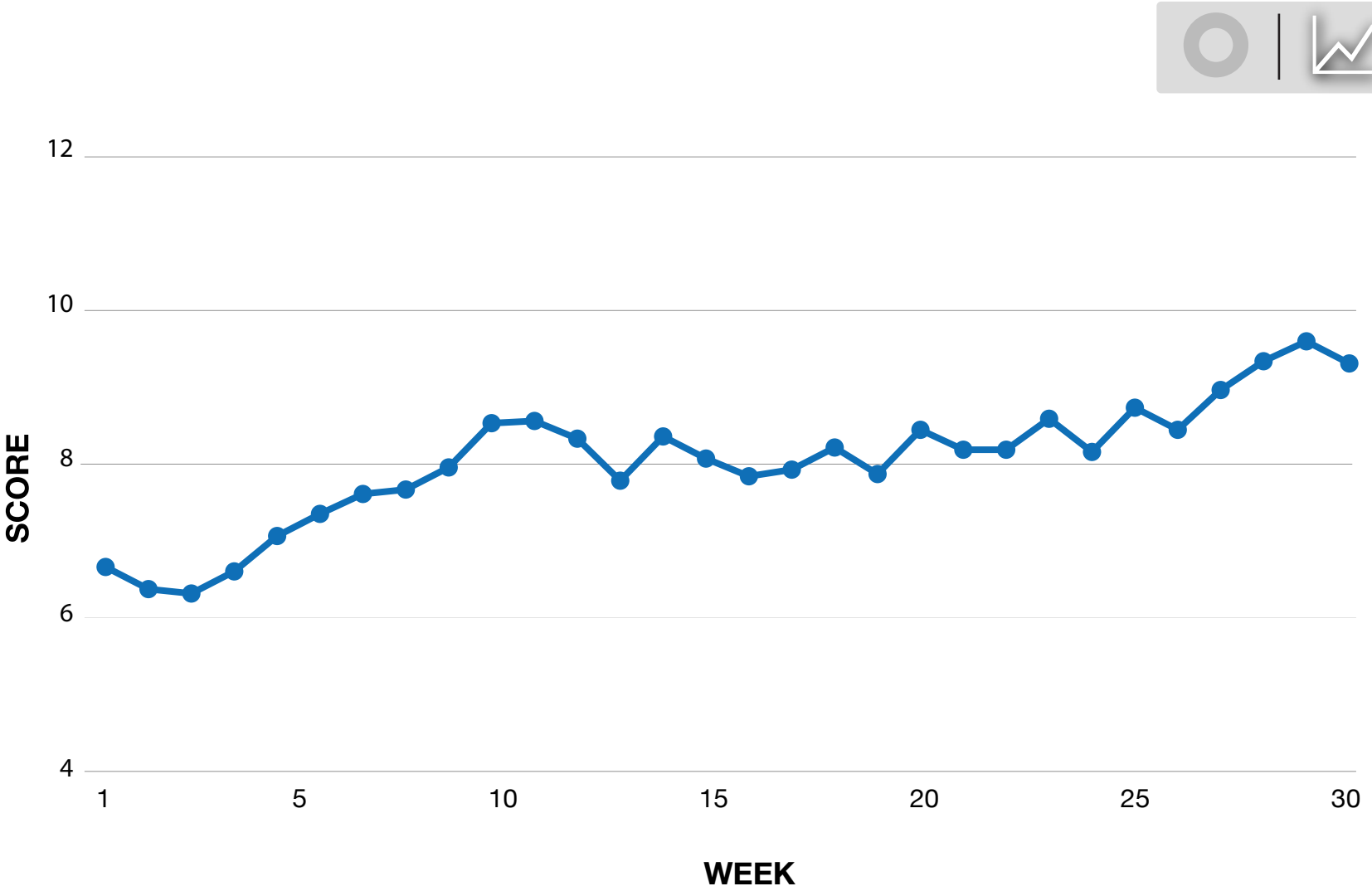
Jane Crocker

Spades Slick

Boxy Lalonde

Hovering over either a student's name or their respective line will highlight both their line and their location in the menu.

# Class 2 : Reading Score



CSV

Groups

Custom

Class 4

Class 2

New

▼ Travis H

▶ Class 2

▼

Class 2

Jake English

Nicolas Cage

Jack Noir

Rufioh Nitram

Aranea Serket

Betty Crocker

Dave Strider

John Egbert

Rose Lalonde

Jane Crocker

Spades Slick

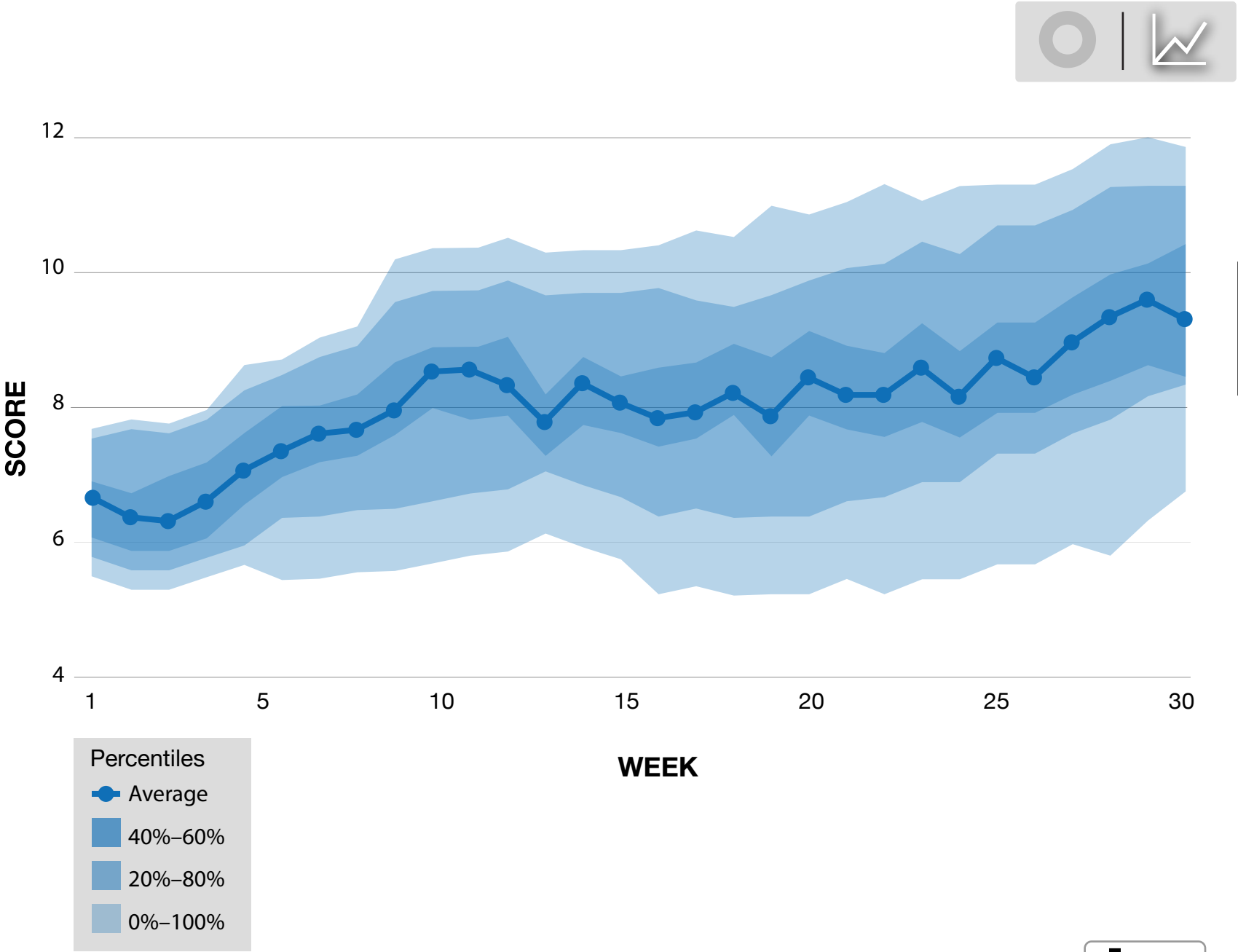
Boxy Lalonde

Click again to deselected all students.

# Class 2 : Reading Score

## Reading Growth

- ▶ Reading Count
- ▶ Reading Comprehension
- Language Arts
- Vocabulary
- Weekly Paragraph
- Essay
- ▶ Benchmark Assessments



CSV

## Groups

Custom

Class 4

Class 2

Another way to view score distribution of a group of students over time is with a percentile graph. This chart can be applied to any group of students.

## ▼ Travis HS

▶ Class 1

▼ Class 2

- ▶ Jake English
- ▶ Nicolas Cage
- ▶ Jack Noir
- ▶ Rufioh Nitram
- ▶ Aranea Serket
- ▶ Betty Crocker
- ▶ Dave Strider
- ▶ John Egbert
- ▶ Rose Lalonde
- ▶ Jane Crocker
- ▶ Spades Slick
- ▶ Roxy Lalonde

logo

Students

Books

We will add tabs to the header of the application to provide navigation between the district reporting, "Students", and reporting for

There will be a toggle for ascending or descending order. For instance you could use it here to see "Least Popular Books" as well.

Most Popular

Bounce Rate

Completion

► Progress & Engagement tags

Time Spent on Reading

Difficulty rating

5 per page

Rank

The Lonely One

1



Three Mile House

2



Suspicion

3



The Legend

4



So Wild a Dream

5

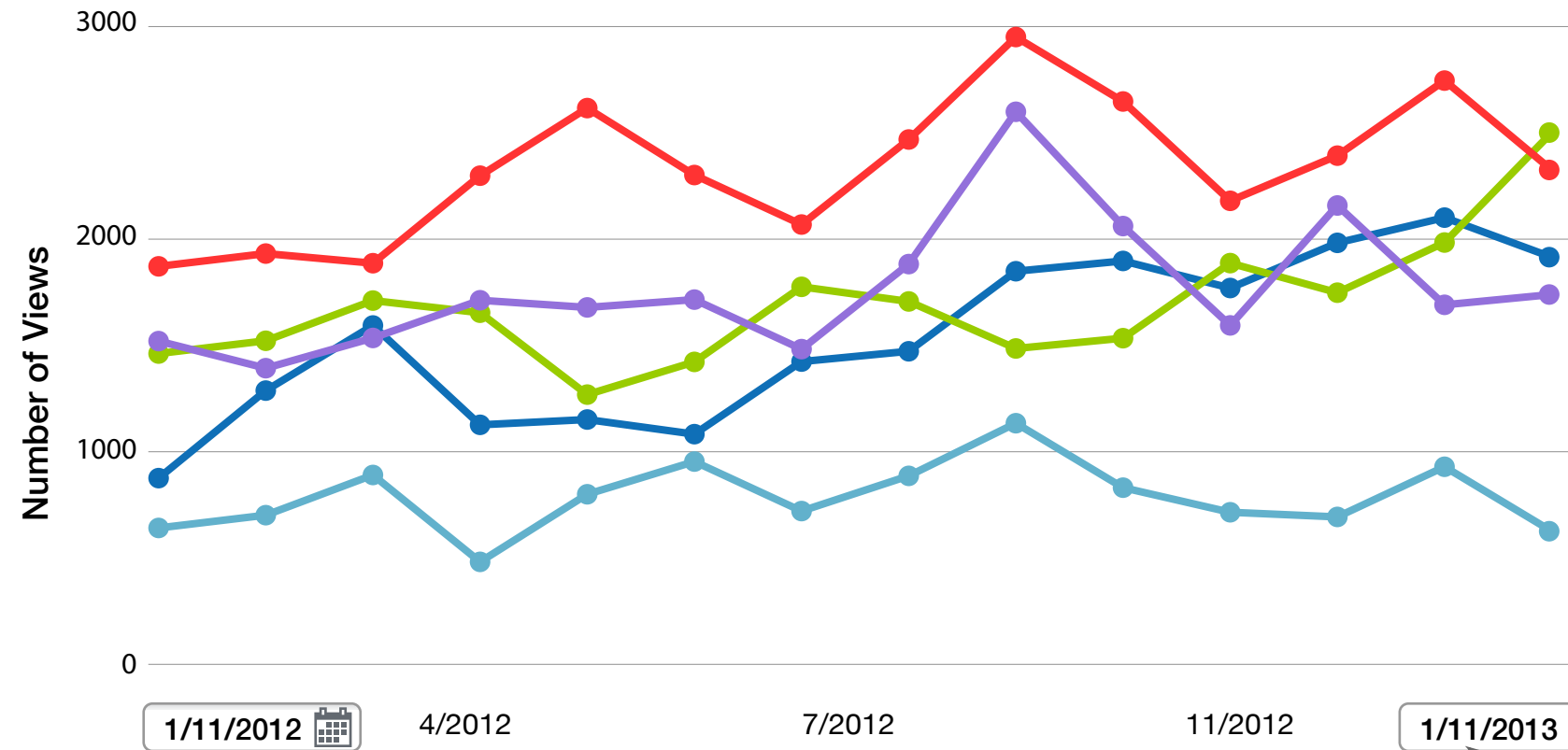


search for title



## Most Popular Books

Metrics in gray are not yet available and will require iOS development.



Week

Month

The line chart will display monthly or weekly results and be ranked by the final week or month in the time range.

Groups

Custom

Class 4



All Students



+ New

Filters

► Travis HS

► Grade

► English Proficiency

► Ethnicity

► Meal Program

► Migrant Status



Defaults to today's date.



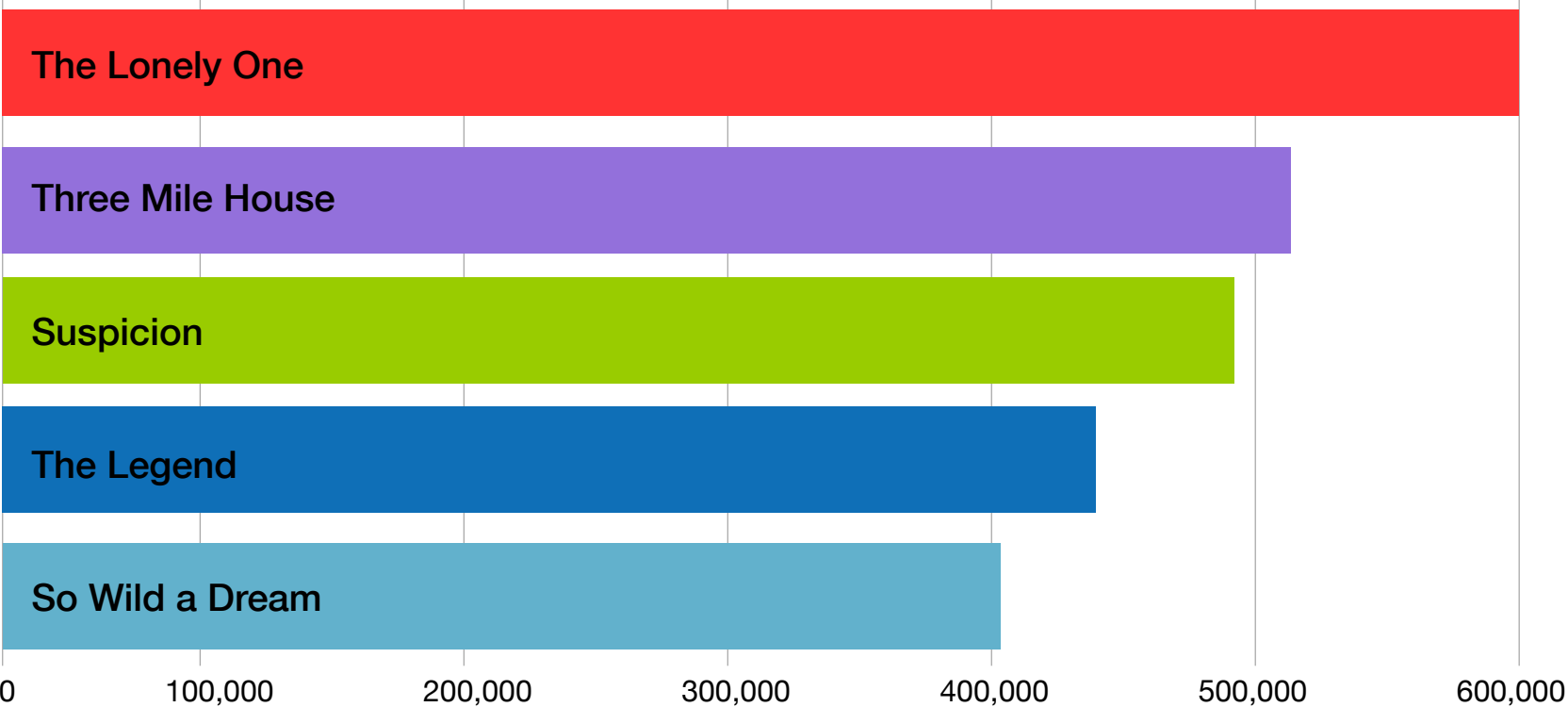


Students

Books

The bar chart will provide cumulative results and rankings for the entire time range.

# Most Popular Books



Start Date  
1/11/2012

End Date  
1/11/2013

CSV

Most Popular

Bounce Rate

Completion

Progress & Engagement tags

Time Spent on Reading

Difficulty rating

5 per page

Rank

|                  |   |
|------------------|---|
| The Lonely One   | 1 |
| Three Mile House | 2 |
| Suspicion        | 3 |
| The Legend       | 4 |
| So Wild a Dream  | 5 |

search for title

Q

Groups

Class 4

All Students

+ New

Filters

Travis HS

Grade

English Proficiency

Ethnicity

Meal Program

Migrant Status